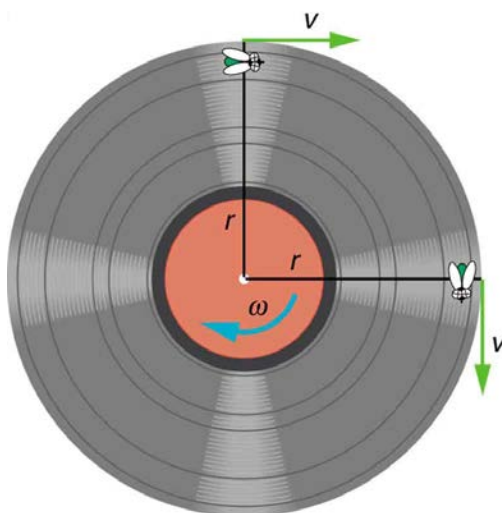


illustrated in **Figure 6.6**.

### Take-Home Experiment

Tie an object to the end of a string and swing it around in a horizontal circle above your head (swing at your wrist). Maintain uniform speed as the object swings and measure the angular velocity of the motion. What is the approximate speed of the object? Identify a point close to your hand and take appropriate measurements to calculate the linear speed at this point. Identify other circular motions and measure their angular velocities.



**Figure 6.6** As an object moves in a circle, here a fly on the edge of an old-fashioned vinyl record, its instantaneous velocity is always tangent to the circle. The direction of the angular velocity is clockwise in this case.

### PhET Explorations: Ladybug Revolution



## PhET Interactive Simulation

**Figure 6.7** Ladybug Revolution ([http://cnx.org/content/m54992/1.2/rotation\\_en.jar](http://cnx.org/content/m54992/1.2/rotation_en.jar))

Join the ladybug in an exploration of rotational motion. Rotate the merry-go-round to change its angle, or choose a constant angular velocity or angular acceleration. Explore how circular motion relates to the bug's x,y position, velocity, and acceleration using vectors or graphs.

## 6.2 Centripetal Acceleration

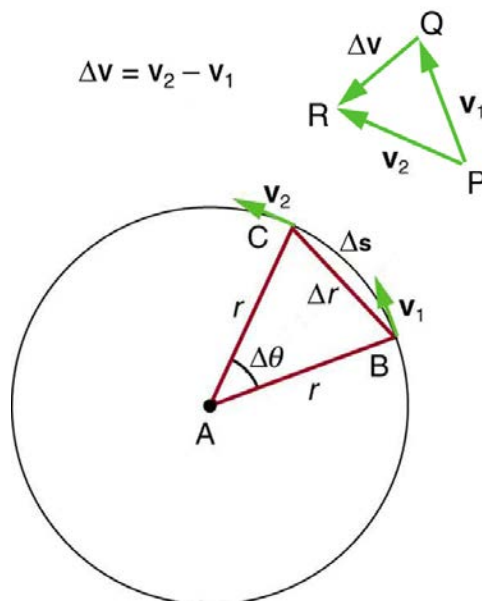
### Learning Objectives

By the end of this section, you will be able to:

- Establish the expression for centripetal acceleration.
- Explain the centrifuge.

We know from kinematics that acceleration is a change in velocity, either in its magnitude or in its direction, or both. In uniform circular motion, the direction of the velocity changes constantly, so there is always an associated acceleration, even though the magnitude of the velocity might be constant. You experience this acceleration yourself when you turn a corner in your car. (If you hold the wheel steady during a turn and move at constant speed, you are in uniform circular motion.) What you notice is a sideways acceleration because you and the car are changing direction. The sharper the curve and the greater your speed, the more noticeable this acceleration will become. In this section we examine the direction and magnitude of that acceleration.

**Figure 6.8** shows an object moving in a circular path at constant speed. The direction of the instantaneous velocity is shown at two points along the path. Acceleration is in the direction of the change in velocity, which points directly toward the center of rotation (the center of the circular path). This pointing is shown with the vector diagram in the figure. We call the acceleration of an object moving in uniform circular motion (resulting from a net external force) the **centripetal acceleration** ( $a_c$ ); centripetal means “toward the center” or “center seeking.”



**Figure 6.8** The directions of the velocity of an object at two different points are shown, and the change in velocity  $\Delta \mathbf{v}$  is seen to point directly toward the center of curvature. (See small inset.) Because  $\mathbf{a}_c = \Delta \mathbf{v} / \Delta t$ , the acceleration is also toward the center;  $\mathbf{a}_c$  is called centripetal acceleration. (Because  $\Delta \theta$  is very small, the arc length  $\Delta s$  is equal to the chord length  $\Delta r$  for small time differences.)

The direction of centripetal acceleration is toward the center of curvature, but what is its magnitude? Note that the triangle formed by the velocity vectors and the one formed by the radii  $r$  and  $\Delta s$  are similar. Both the triangles ABC and PQR are isosceles triangles (two equal sides). The two equal sides of the velocity vector triangle are the speeds  $v_1 = v_2 = v$ . Using the properties of two similar triangles, we obtain

$$\frac{\Delta v}{v} = \frac{\Delta s}{r}. \quad (6.13)$$

Acceleration is  $\Delta v / \Delta t$ , and so we first solve this expression for  $\Delta v$ :

$$\Delta v = \frac{v}{r} \Delta s. \quad (6.14)$$

Then we divide this by  $\Delta t$ , yielding

$$\frac{\Delta v}{\Delta t} = \frac{v}{r} \times \frac{\Delta s}{\Delta t}. \quad (6.15)$$

Finally, noting that  $\Delta v / \Delta t = a_c$  and that  $\Delta s / \Delta t = v$ , the linear or tangential speed, we see that the magnitude of the centripetal acceleration is

$$a_c = \frac{v^2}{r}, \quad (6.16)$$

which is the acceleration of an object in a circle of radius  $r$  at a speed  $v$ . So, centripetal acceleration is greater at high speeds and in sharp curves (smaller radius), as you have noticed when driving a car. But it is a bit surprising that  $a_c$  is proportional to speed squared, implying, for example, that it is four times as hard to take a curve at 100 km/h than at 50 km/h. A sharp corner has a small radius, so that  $a_c$  is greater for tighter turns, as you have probably noticed.

It is also useful to express  $a_c$  in terms of angular velocity. Substituting  $v = r\omega$  into the above expression, we find

$a_c = (r\omega)^2 / r = r\omega^2$ . We can express the magnitude of centripetal acceleration using either of two equations:

$$a_c = \frac{v^2}{r}; \quad a_c = r\omega^2. \quad (6.17)$$

Recall that the direction of  $a_c$  is toward the center. You may use whichever expression is more convenient, as illustrated in examples below.

A **centrifuge** (see **Figure 6.9b**) is a rotating device used to separate specimens of different densities. High centripetal acceleration significantly decreases the time it takes for separation to occur, and makes separation possible with small samples. Centrifuges are used in a variety of applications in science and medicine, including the separation of single cell suspensions such as bacteria, viruses, and blood cells from a liquid medium and the separation of macromolecules, such as DNA and protein,

from a solution. Centrifuges are often rated in terms of their centripetal acceleration relative to acceleration due to gravity ( $g$ ); maximum centripetal acceleration of several hundred thousand  $g$  is possible in a vacuum. Human centrifuges, extremely large centrifuges, have been used to test the tolerance of astronauts to the effects of accelerations larger than that of Earth's gravity.

### Example 6.2 How Does the Centripetal Acceleration of a Car Around a Curve Compare with That Due to Gravity?

What is the magnitude of the centripetal acceleration of a car following a curve of radius 500 m at a speed of 25.0 m/s (about 90 km/h)? Compare the acceleration with that due to gravity for this fairly gentle curve taken at highway speed. See **Figure 6.9(a)**.

#### Strategy

Because  $v$  and  $r$  are given, the first expression in  $a_c = \frac{v^2}{r}$ ;  $a_c = r\omega^2$  is the most convenient to use.

#### Solution

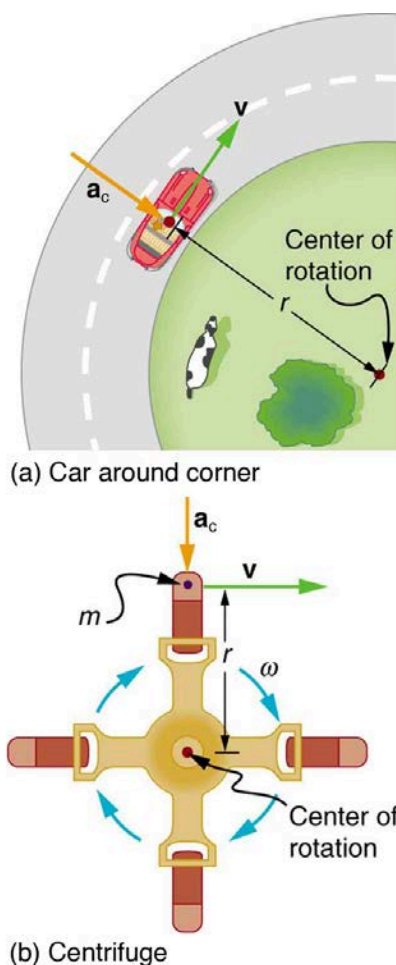
Entering the given values of  $v = 25.0$  m/s and  $r = 500$  m into the first expression for  $a_c$  gives

$$a_c = \frac{v^2}{r} = \frac{(25.0 \text{ m/s})^2}{500 \text{ m}} = 1.25 \text{ m/s}^2. \quad (6.18)$$

#### Discussion

To compare this with the acceleration due to gravity ( $g = 9.80 \text{ m/s}^2$ ), we take the ratio of

$a_c/g = (1.25 \text{ m/s}^2)/(9.80 \text{ m/s}^2) = 0.128$ . Thus,  $a_c = 0.128 g$  and is noticeable especially if you were not wearing a seat belt.



**Figure 6.9** (a) The car following a circular path at constant speed is accelerated perpendicular to its velocity, as shown. The magnitude of this centripetal acceleration is found in **Example 6.2**. (b) A particle of mass in a centrifuge is rotating at constant angular velocity. It must be accelerated perpendicular to its velocity or it would continue in a straight line. The magnitude of the necessary acceleration is found in **Example 6.3**.

### Example 6.3 How Big Is the Centripetal Acceleration in an Ultracentrifuge?

Calculate the centripetal acceleration of a point 7.50 cm from the axis of an **ultracentrifuge** spinning at  $7.5 \times 10^4$  rev/min. Determine the ratio of this acceleration to that due to gravity. See **Figure 6.9(b)**.

#### Strategy

The term rev/min stands for revolutions per minute. By converting this to radians per second, we obtain the angular velocity  $\omega$ . Because  $r$  is given, we can use the second expression in the equation  $a_c = \frac{v^2}{r}$ ;  $a_c = r\omega^2$  to calculate the centripetal acceleration.

#### Solution

To convert  $7.50 \times 10^4$  rev/min to radians per second, we use the facts that one revolution is  $2\pi$  rad and one minute is 60.0 s. Thus,

$$\omega = 7.50 \times 10^4 \frac{\text{rev}}{\text{min}} \times \frac{2\pi \text{ rad}}{1 \text{ rev}} \times \frac{1 \text{ min}}{60.0 \text{ s}} = 7854 \text{ rad/s.} \quad (6.19)$$

Now the centripetal acceleration is given by the second expression in  $a_c = \frac{v^2}{r}$ ;  $a_c = r\omega^2$  as

$$a_c = r\omega^2. \quad (6.20)$$

Converting 7.50 cm to meters and substituting known values gives

$$a_c = (0.0750 \text{ m})(7854 \text{ rad/s})^2 = 4.63 \times 10^6 \text{ m/s}^2. \quad (6.21)$$

Note that the unitless radians are discarded in order to get the correct units for centripetal acceleration. Taking the ratio of  $a_c$  to  $g$  yields

$$\frac{a_c}{g} = \frac{4.63 \times 10^6}{9.80} = 4.72 \times 10^5. \quad (6.22)$$

### Discussion

This last result means that the centripetal acceleration is 472,000 times as strong as  $g$ . It is no wonder that such high  $\omega$  centrifuges are called ultracentrifuges. The extremely large accelerations involved greatly decrease the time needed to cause the sedimentation of blood cells or other materials.

Of course, a net external force is needed to cause any acceleration, just as Newton proposed in his second law of motion. So a net external force is needed to cause a centripetal acceleration. In **Centripetal Force**, we will consider the forces involved in circular motion.

### PhET Explorations: Ladybug Motion 2D

Learn about position, velocity and acceleration vectors. Move the ladybug by setting the position, velocity or acceleration, and see how the vectors change. Choose linear, circular or elliptical motion, and record and playback the motion to analyze the behavior.



## PhET Interactive Simulation

Figure 6.10 Ladybug Motion 2D ([http://cnx.org/content/m54995/1.3/ladybug-motion-2d\\_en.jar](http://cnx.org/content/m54995/1.3/ladybug-motion-2d_en.jar))

## 6.3 Centripetal Force

### Learning Objectives

By the end of this section, you will be able to:

- Calculate coefficient of friction on a car tire.
- Calculate ideal speed and angle of a car on a turn.

Any force or combination of forces can cause a centripetal or radial acceleration. Just a few examples are the tension in the rope on a tether ball, the force of Earth's gravity on the Moon, friction between roller skates and a rink floor, a banked roadway's force on a car, and forces on the tube of a spinning centrifuge.

Any net force causing uniform circular motion is called a **centripetal force**. The direction of a centripetal force is toward the center of curvature, the same as the direction of centripetal acceleration. According to Newton's second law of motion, net force is mass times acceleration: net  $F = ma$ . For uniform circular motion, the acceleration is the centripetal acceleration—  $a = a_c$ .

Thus, the magnitude of centripetal force  $F_c$  is

$$F_c = ma_c. \quad (6.23)$$

By using the expressions for centripetal acceleration  $a_c$  from  $a_c = \frac{v^2}{r}$ ;  $a_c = r\omega^2$ , we get two expressions for the centripetal force  $F_c$  in terms of mass, velocity, angular velocity, and radius of curvature:

$$F_c = m\frac{v^2}{r}; F_c = mr\omega^2. \quad (6.24)$$

You may use whichever expression for centripetal force is more convenient. Centripetal force  $F_c$  is always perpendicular to the path and pointing to the center of curvature, because  $a_c$  is perpendicular to the velocity and pointing to the center of curvature.

Note that if you solve the first expression for  $r$ , you get

$$r = \frac{mv^2}{F_c}. \quad (6.25)$$