

CHAPTER 3

Acceleration



Figure 3.1 A plane slows down as it comes in for landing in St. Maarten. Its acceleration is in the opposite direction of its velocity. (Steve Conry, Flickr)

Chapter Outline

[3.1 Acceleration](#)

[3.2 Representing Acceleration with Equations and Graphs](#)

INTRODUCTION You may have heard the term *accelerator*, referring to the gas pedal in a car. When the gas pedal is pushed down, the flow of gasoline to the engine increases, which increases the car's velocity. Pushing on the gas pedal results in acceleration because the velocity of the car increases, and acceleration is defined as a change in velocity. You need two quantities to define velocity: a speed and a direction. Changing either of these quantities, or both together, changes the velocity. You may be surprised to learn that pushing on the brake pedal or turning the steering wheel also causes acceleration. The first reduces the *speed* and so changes the velocity, and the second changes the *direction* and also changes the velocity.

In fact, any change in velocity—whether positive, negative, directional, or any combination of these—is called an acceleration in physics. The plane in the picture is said to be accelerating because its velocity is decreasing as it prepares to land. To begin our study of acceleration, we need to have a clear understanding of what acceleration means.

3.1 Acceleration

Section Learning Objectives

By the end of this section, you will be able to do the following:

- Explain acceleration and determine the direction and magnitude of acceleration in one dimension
- Analyze motion in one dimension using kinematic equations and graphic representations

Section Key Terms

average acceleration instantaneous acceleration negative acceleration

Defining Acceleration

Throughout this chapter we will use the following terms: *time*, *displacement*, *velocity*, and *acceleration*. Recall that each of these terms has a designated variable and SI unit of measurement as follows:

- Time: t , measured in seconds (s)
- Displacement: Δd , measured in meters (m)
- Velocity: v , measured in meters per second (m/s)
- Acceleration: a , measured in meters per second per second (m/s^2 , also called meters per second squared)
- Also note the following:
 - Δ means *change in*
 - The subscript o refers to an initial value; sometimes subscript i is instead used to refer to initial value.
 - The subscript f refers to final value
 - A bar over a symbol, such as \bar{a} , means *average*

Acceleration is the change in velocity divided by a period of time during which the change occurs. The SI units of velocity are m/s and the SI units for time are s, so the SI units for acceleration are m/s^2 . **Average acceleration** is given by

$$\bar{a} = \frac{\Delta v}{\Delta t} = \frac{v_f - v_0}{t_f - t_0}.$$

Average acceleration is distinguished from **instantaneous acceleration**, which is acceleration at a specific instant in time. The magnitude of acceleration is often not constant over time. For example, runners in a race accelerate at a greater rate in the first second of a race than during the following seconds. You do not need to know all the instantaneous accelerations at all times to calculate average acceleration. All you need to know is the change in velocity (i.e., the final velocity minus the initial velocity) and the change in time (i.e., the final time minus the initial time), as shown in the formula. Note that the average acceleration can be positive, negative, or zero. A **negative acceleration** is simply an acceleration in the negative direction.

Keep in mind that although acceleration points in the same direction as the *change* in velocity, it is not always in the direction of the velocity itself. When an object slows down, its acceleration is opposite to the direction of its velocity. In everyday language, this is called deceleration; but in physics, it is acceleration—whose direction happens to be opposite that of the velocity. For now, let us assume that motion to the right along the x -axis is *positive* and motion to the left is *negative*.

[Figure 3.2](#) shows a car with positive acceleration in (a) and negative acceleration in (b). The arrows represent vectors showing both direction and magnitude of velocity and acceleration.

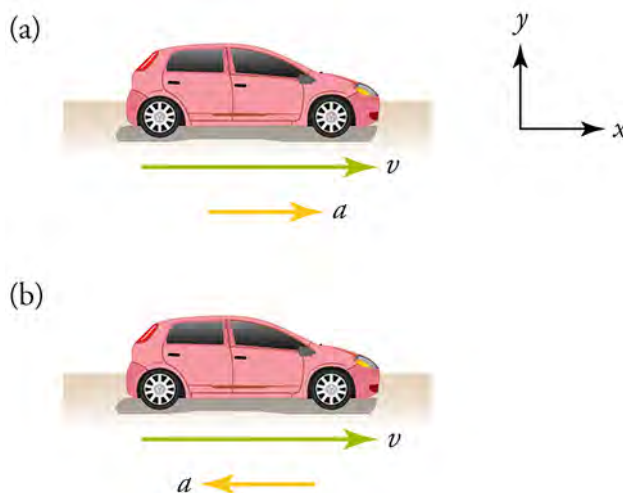


Figure 3.2 The car is speeding up in (a) and slowing down in (b).

Velocity and acceleration are both vector quantities. Recall that vectors have both magnitude and direction. An object traveling at a constant velocity—therefore having no acceleration—does accelerate if it changes direction. So, turning the steering wheel of a moving car makes the car accelerate because the velocity changes direction.

Virtual Physics

The Moving Man

With this animation in , you can produce both variations of acceleration and velocity shown in [Figure 3.2](#), plus a few more variations. Vary the velocity and acceleration by sliding the red and green markers along the scales. Keeping the velocity marker near zero will make the effect of acceleration more obvious. Try changing acceleration from positive to negative while the man is moving. We will come back to this animation and look at the *Charts* view when we study graphical representation of motion.

[Click to view content \(https://archive.cnx.org/specials/e2ca52af-8c6b-450e-ac2f-9300b38e8739/moving-man/\)](https://archive.cnx.org/specials/e2ca52af-8c6b-450e-ac2f-9300b38e8739/moving-man/)

GRASP CHECK

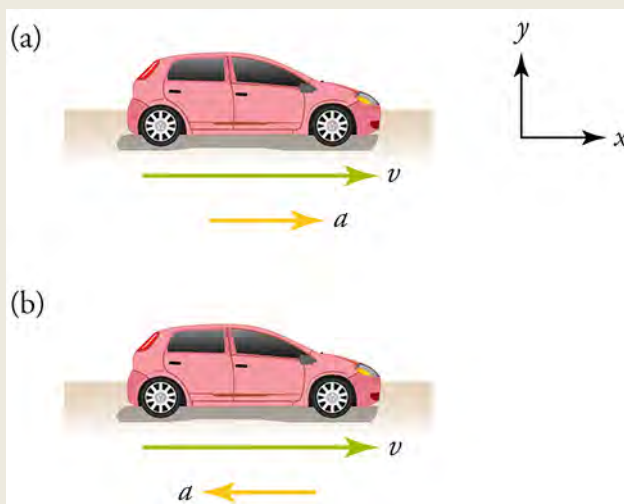


Figure 3.3

Which part, (a) or (b), is represented when the velocity vector is on the positive side of the scale and the acceleration vector is set on the negative side of the scale? What does the car's motion look like for the given scenario?

- Part (a). The car is slowing down because the acceleration and the velocity vectors are acting in the opposite direction.
- Part (a). The car is speeding up because the acceleration and the velocity vectors are acting in the same direction.
- Part (b). The car is slowing down because the acceleration and velocity vectors are acting in the opposite directions.
- Part (b). The car is speeding up because the acceleration and the velocity vectors are acting in the same direction.

Calculating Average Acceleration

Look back at the equation for average acceleration. You can see that the calculation of average acceleration involves three values: change in time, (Δt); change in velocity, (Δv); and acceleration (a).

Change in time is often stated as a time interval, and change in velocity can often be calculated by subtracting the initial velocity from the final velocity. Average acceleration is then simply change in velocity divided by change in time. Before you begin calculating, be sure that all distances and times have been converted to meters and seconds. Look at these examples of acceleration of a subway train.

WORKED EXAMPLE

An Accelerating Subway Train

A subway train accelerates from rest to 30.0 km/h in 20.0 s. What is the average acceleration during that time interval?

Strategy

Start by making a simple sketch.

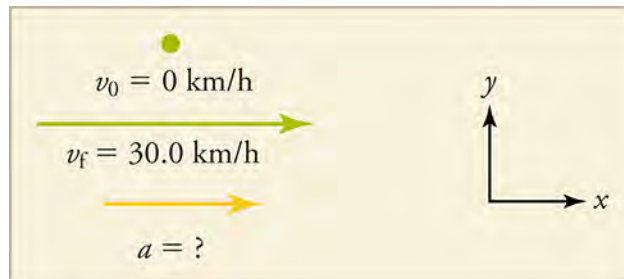


Figure 3.4

This problem involves four steps:

1. Convert to units of meters and seconds.
2. Determine the change in velocity.
3. Determine the change in time.
4. Use these values to calculate the average acceleration.

Solution

1. Identify the knowns. Be sure to read the problem for given information, which may not *look* like numbers. When the problem states that the train starts from rest, you can write down that the initial velocity is 0 m/s. Therefore, $v_0 = 0$; $v_f = 30.0$ km/h; and $\Delta t = 20.0$ s.
2. Convert the units.

$$\frac{30.0 \text{ km}}{\text{h}} \times \frac{10^3 \text{ m}}{1 \text{ km}} \times \frac{1 \text{ h}}{3600 \text{ s}} = 8.333 \frac{\text{m}}{\text{s}} \quad 3.1$$

3. Calculate change in velocity, $\Delta v = v_f - v_0 = 8.333 \text{ m/s} - 0 = +8.333 \text{ m/s}$, where the plus sign means the change in velocity is to the right.
4. We know Δt , so all we have to do is insert the known values into the formula for average acceleration.

$$\bar{a} = \frac{\Delta v}{\Delta t} = \frac{8.333 \text{ m/s}}{20.00 \text{ s}} = +0.417 \frac{\text{m}}{\text{s}^2} \quad 3.2$$

Discussion

The plus sign in the answer means that acceleration is to the right. This is a reasonable conclusion because the train starts from rest and ends up with a velocity directed to the right (i.e., positive). So, acceleration is in the same direction as the *change* in velocity, as it should be.

WORKED EXAMPLE

An Accelerating Subway Train

Now, suppose that at the end of its trip, the train slows to a stop in 8.00 s from a speed of 30.0 km/h. What is its average acceleration during this time?

Strategy

Again, make a simple sketch.

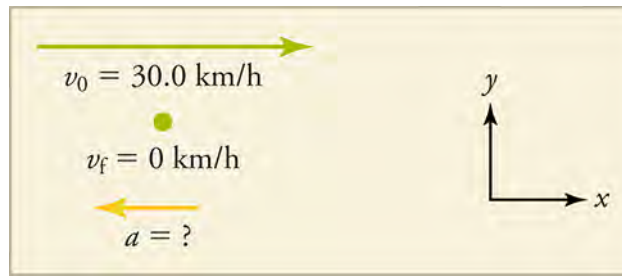


Figure 3.5

In this case, the train is decelerating and its acceleration is negative because it is pointing to the left. As in the previous example, we must find the change in velocity and change in time, then solve for acceleration.

Solution

1. Identify the knowns: $v_0 = 30.0 \text{ km/h}$; $v_f = 0$; and $\Delta t = 8.00 \text{ s}$.
2. Convert the units. From the first problem, we know that $30.0 \text{ km/h} = 8.333 \text{ m/s}$.
3. Calculate change in velocity, $\Delta v = v_f - v_0 = 0 - 8.333 \text{ m/s} = -8.333 \text{ m/s}$, where the minus sign means that the change in velocity points to the left.
4. We know $\Delta t = 8.00 \text{ s}$, so all we have to do is insert the known values into the equation for average acceleration.

$$\bar{a} = \frac{\Delta v}{\Delta t} = \frac{-8.333 \text{ m/s}}{8.00 \text{ s}} = -1.04 \frac{\text{m}}{\text{s}^2}$$

3.3

Discussion

The minus sign indicates that acceleration is to the left. This is reasonable because the train initially has a positive velocity in this problem, and a negative acceleration would reduce the velocity. Again, acceleration is in the same direction as the *change* in velocity, which is negative in this case. This acceleration can be called a deceleration because it has a direction opposite to the velocity.

TIPS FOR SUCCESS

- It is easier to get plus and minus signs correct if you always assume that motion is away from zero and toward positive values on the x -axis. This way v always starts off being positive and points to the right. If speed is increasing, then acceleration is positive and also points to the right. If speed is decreasing, then acceleration is negative and points to the left.
- It is a good idea to carry two extra significant figures from step-to-step when making calculations. Do not round off with each step. When you arrive at the final answer, apply the rules of significant figures for the operations you carried out and round to the correct number of digits. Sometimes this will make your answer slightly more accurate.

Practice Problems

1. A cheetah can accelerate from rest to a speed of 30.0 m/s in 7.00 s . What is its acceleration?
 - a. -0.23 m/s^2
 - b. -4.29 m/s^2
 - c. 0.23 m/s^2
 - d. 4.29 m/s^2
2. A woman backs her car out of her garage with an acceleration of 1.40 m/s^2 . How long does it take her to reach a speed of 2.00 m/s ?
 - a. 0.70 s
 - b. 1.43 s
 - c. 2.80 s
 - d. 3.40 s



WATCH PHYSICS

Acceleration

This video shows the basic calculation of acceleration and some useful unit conversions.

[Click to view content \(https://www.khanacademy.org/embed_video?v=F0kQszg1-j8\)](https://www.khanacademy.org/embed_video?v=F0kQszg1-j8)

GRASP CHECK

Why is acceleration a vector quantity?

- It is a vector quantity because it has magnitude as well as direction.
- It is a vector quantity because it has magnitude but no direction.
- It is a vector quantity because it is calculated from distance and time.
- It is a vector quantity because it is calculated from speed and time.

GRASP CHECK

What will be the change in velocity each second if acceleration is 10 m/s/s?

- An acceleration of 10 m/s/s means that every second, the velocity increases by 10 m/s.
- An acceleration of 10 m/s/s means that every second, the velocity decreases by 10 m/s.
- An acceleration of 10 m/s/s means that every 10 seconds, the velocity increases by 10 m/s.
- An acceleration of 10 m/s/s means that every 10 seconds, the velocity decreases by 10 m/s.

Snap Lab

Measure the Acceleration of a Bicycle on a Slope

In this lab you will take measurements to determine if the acceleration of a moving bicycle is constant. If the acceleration is constant, then the following relationships hold: $\bar{v} = \frac{\Delta d}{\Delta t} = \frac{v_0 + v_f}{2}$. If $v_0 = 0$, then $v_f = 2\bar{v}$ and $\bar{a} = \frac{v_f}{\Delta t}$.

You will work in pairs to measure and record data for a bicycle coasting down an incline on a smooth, gentle slope. The data will consist of distances traveled and elapsed times.

- Find an open area to minimize the risk of injury during this lab.
 - stopwatch
 - measuring tape
 - bicycle
- Find a gentle, paved slope, such as an incline on a bike path. The more gentle the slope, the more accurate your data will likely be.
 - Mark uniform distances along the slope, such as 5 m, 10 m, etc.
 - Determine the following roles: the bike rider, the timer, and the recorder. The recorder should create a data table to collect the distance and time data.
 - Have the rider at the starting point at rest on the bike. When the timer calls *Start*, the timer starts the stopwatch and the rider begins coasting down the slope on the bike without pedaling.
 - Have the timer call out the elapsed times as the bike passes each marked point. The recorder should record the times in the data table. It may be necessary to repeat the process to practice roles and make necessary adjustments.
 - Once acceptable data has been recorded, switch roles. Repeat Steps 3–5 to collect a second set of data.
 - Switch roles again to collect a third set of data.
 - Calculate average acceleration for each set of distance-time data. If your result for \bar{a} is not the same for different pairs of Δv and Δt , then acceleration is not constant.
 - Interpret your results.

GRASP CHECK

If you graph the average velocity (y -axis) vs. the elapsed time (x -axis), what would the graph look like if acceleration is uniform?

- a horizontal line on the graph
- a diagonal line on the graph
- an upward-facing parabola on the graph
- a downward-facing parabola on the graph

Check Your Understanding

- What are three ways an object can accelerate?
 - By speeding up, maintaining constant velocity, or changing direction
 - By speeding up, slowing down, or changing direction
 - By maintaining constant velocity, slowing down, or changing direction
 - By speeding up, slowing down, or maintaining constant velocity
- What is the difference between average acceleration and instantaneous acceleration?
 - Average acceleration is the change in displacement divided by the elapsed time; instantaneous acceleration is the acceleration at a given point in time.
 - Average acceleration is acceleration at a given point in time; instantaneous acceleration is the change in displacement divided by the elapsed time.
 - Average acceleration is the change in velocity divided by the elapsed time; instantaneous acceleration is acceleration at a given point in time.
 - Average acceleration is acceleration at a given point in time; instantaneous acceleration is the change in velocity divided by the elapsed time.
- What is the rate of change of velocity called?
 - Time
 - Displacement
 - Velocity
 - Acceleration

3.2 Representing Acceleration with Equations and Graphs

Section Learning Objectives

By the end of this section, you will be able to do the following:

- Explain the kinematic equations related to acceleration and illustrate them with graphs
- Apply the kinematic equations and related graphs to problems involving acceleration

Section Key Terms

acceleration due to gravity kinematic equations uniform acceleration

How the Kinematic Equations are Related to Acceleration

We are studying concepts related to motion: time, displacement, velocity, and especially acceleration. We are only concerned with motion in one dimension. The **kinematic equations** apply to conditions of constant acceleration and show how these concepts are related. **Constant acceleration** is acceleration that does not change over time. The first kinematic equation relates displacement d , average velocity \bar{v} , and time t .

$$d = d_0 + \bar{v}t$$

3.4

The initial displacement d_0 is often 0, in which case the equation can be written as $\bar{v} = \frac{d}{t}$

This equation says that average velocity is displacement per unit time. We will express velocity in meters per second. If we graph displacement versus time, as in [Figure 3.6](#), the slope will be the velocity. Whenever a rate, such as velocity, is represented graphically, time is usually taken to be the independent variable and is plotted along the x axis.

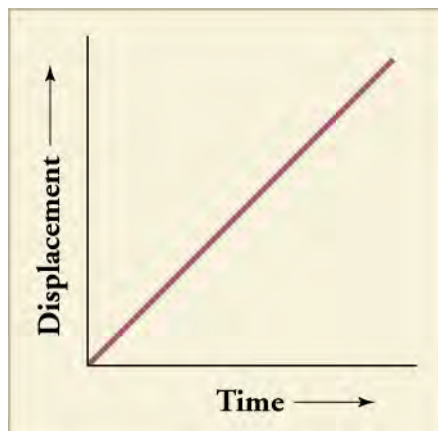


Figure 3.6 The slope of displacement versus time is velocity.

The second kinematic equation, another expression for average velocity \bar{v} , is simply the initial velocity plus the final velocity divided by two.

$$\bar{v} = \frac{v_0 + v_f}{2} \quad 3.5$$

Now we come to our main focus of this chapter; namely, the kinematic equations that describe motion with constant acceleration. In the third kinematic equation, acceleration is the rate at which velocity increases, so velocity at any point equals initial velocity plus acceleration multiplied by time

$$v = v_0 + at \quad \text{Also, if we start from rest } (v_0 = 0), \text{ we can write } a = \frac{v}{t} \quad 3.6$$

Note that this third kinematic equation does not have displacement in it. Therefore, if you do not know the displacement and are not trying to solve for a displacement, this equation might be a good one to use.

The third kinematic equation is also represented by the graph in [Figure 3.7](#).

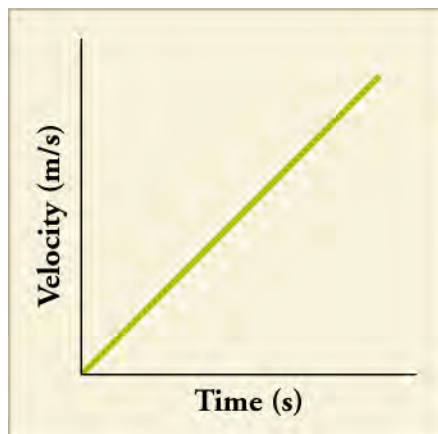


Figure 3.7 The slope of velocity versus time is acceleration.

The fourth kinematic equation shows how displacement is related to acceleration

$$d = d_0 + v_0 t + \frac{1}{2} at^2. \quad 3.7$$

When starting at the origin, $d_0 = 0$ and, when starting from rest, $v_0 = 0$, in which case the equation can be written as

$$a = \frac{2d}{t^2}.$$

This equation tells us that, for constant acceleration, the slope of a plot of $2d$ versus t^2 is acceleration, as shown in [Figure 3.8](#).

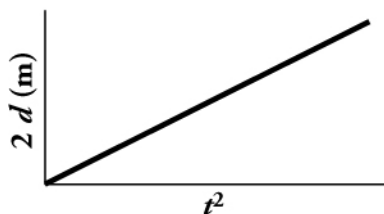


Figure 3.8 When acceleration is constant, the slope of $2d$ versus t^2 gives the acceleration.

The fifth kinematic equation relates velocity, acceleration, and displacement

$$v^2 = v_0^2 + 2a(d - d_0).$$

3.8

This equation is useful for when we do not know, or do not need to know, the time.

When starting from rest, the fifth equation simplifies to

$$a = \frac{v^2}{2d}.$$

According to this equation, a graph of velocity squared versus twice the displacement will have a slope equal to acceleration.

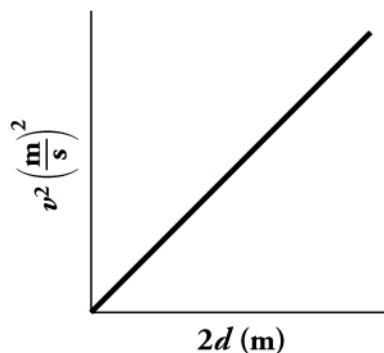


Figure 3.9

Note that, in reality, knowns and unknowns will vary. Sometimes you will want to rearrange a kinematic equation so that the knowns are the values on the axes and the unknown is the slope. Sometimes the intercept will not be at the origin (0,0). This will happen when v_0 or d_0 is not zero. This will be the case when the object of interest is already in motion, or the motion begins at some point other than at the origin of the coordinate system.

Virtual Physics

The Moving Man (Part 2)

Look at the Moving Man simulation again and this time use the *Charts* view. Again, vary the velocity and acceleration by sliding the red and green markers along the scales. Keeping the velocity marker near zero will make the effect of acceleration more obvious. Observe how the graphs of position, velocity, and acceleration vary with time. Note which are linear plots and which are not.

[Click to view content \(https://archive.cnx.org/specials/e2ca52af-8c6b-450e-ac2f-9300b38e8739/moving-man/\)](https://archive.cnx.org/specials/e2ca52af-8c6b-450e-ac2f-9300b38e8739/moving-man/)

GRASP CHECK

On a velocity versus time plot, what does the slope represent?

- Acceleration

- b. Displacement
- c. Distance covered
- d. Instantaneous velocity

GRASP CHECK

On a position versus time plot, what does the slope represent?

- a. Acceleration
- b. Displacement
- c. Distance covered
- d. Instantaneous velocity

The kinematic equations are applicable when you have constant acceleration.

1. $d = d_0 + \bar{v}t$, or $\bar{v} = \frac{d}{t}$ when $d_0 = 0$
2. $\bar{v} = \frac{v_0 + v_f}{2}$
3. $v = v_0 + at$, or $a = \frac{v}{t}$ when $v_0 = 0$
4. $d = d_0 + v_0t + \frac{1}{2}at^2$, or $a = \frac{2d}{t^2}$ when $d_0 = 0$ and $v_0 = 0$
5. $v^2 = v_0^2 + 2a(d - d_0)$, or $a = \frac{2d}{t^2}$ when $d_0 = 0$ and $v_0 = 0$

Applying Kinematic Equations to Situations of Constant Acceleration

Problem-solving skills are essential to success in a science and life in general. The ability to apply broad physical principles, which are often represented by equations, to specific situations is a very powerful form of knowledge. It is much more powerful than memorizing a list of facts. Analytical skills and problem-solving abilities can be applied to new situations, whereas a list of facts cannot be made long enough to contain every possible circumstance. Essential analytical skills will be developed by solving problems in this text and will be useful for understanding physics and science in general throughout your life.

Problem-Solving Steps

While no single step-by-step method works for every problem, the following general procedures facilitate problem solving and make the answers more meaningful. A certain amount of creativity and insight are required as well.

1. *Examine the situation to determine which physical principles are involved. It is vital to draw a simple sketch at the outset.* Decide which direction is positive and note that on your sketch.
2. *Identify the knowns: Make a list of what information is given or can be inferred from the problem statement.* Remember, not all given information will be in the form of a number with units in the problem. If something starts *from rest*, we know the initial velocity is zero. If something *stops*, we know the final velocity is zero.
3. *Identify the unknowns: Decide exactly what needs to be determined in the problem.*
4. *Find an equation or set of equations that can help you solve the problem.* Your list of knowns and unknowns can help here. For example, if time is not needed or not given, then the fifth kinematic equation, which does not include time, could be useful.
5. *Insert the knowns along with their units into the appropriate equation and obtain numerical solutions complete with units.* This step produces the numerical answer; it also provides a check on units that can help you find errors. If the units of the answer are incorrect, then an error has been made.
6. *Check the answer to see if it is reasonable: Does it make sense?* This final step is extremely important because the goal of physics is to accurately describe nature. To see if the answer is reasonable, check its magnitude, its sign, and its units. Are the significant figures correct?

Summary of Problem Solving

- Determine the knowns and unknowns.
- Find an equation that expresses the unknown in terms of the knowns. More than one unknown means more than one equation is needed.
- Solve the equation or equations.

- Be sure units and significant figures are correct.
- Check whether the answer is reasonable.



FUN IN PHYSICS

Drag Racing



Figure 3.10 Smoke rises from the tires of a dragster at the beginning of a drag race. (Lt. Col. William Thurmond. Photo courtesy of U.S. Army.)

The object of the sport of drag racing is acceleration. Period! The races take place from a standing start on a straight one-quarter-mile (402 m) track. Usually two cars race side by side, and the winner is the driver who gets the car past the quarter-mile point first. At the finish line, the cars may be going more than 300 miles per hour (134 m/s). The driver then deploys a parachute to bring the car to a stop because it is unsafe to brake at such high speeds. The cars, called dragsters, are capable of accelerating at 26 m/s^2 . By comparison, a typical sports car that is available to the general public can accelerate at about 5 m/s^2 .

Several measurements are taken during each drag race:

- Reaction time is the time between the starting signal and when the front of the car crosses the starting line.
- Elapsed time is the time from when the vehicle crosses the starting line to when it crosses the finish line. The record is a little over 3 s.
- Speed is the average speed during the last 20 m before the finish line. The record is a little under 400 mph.

The video shows a race between two dragsters powered by jet engines. The actual race lasts about four seconds and is near the end of the [video \(https://openstax.org/l/28dragsters\)](https://openstax.org/l/28dragsters).

GRASP CHECK

A dragster crosses the finish line with a velocity of 140 m/s. Assuming the vehicle maintained a constant acceleration from start to finish, what was its average velocity for the race?

- 0 m/s
- 35 m/s
- 70 m/s
- 140 m/s



WORKED EXAMPLE

Acceleration of a Dragster

The time it takes for a dragster to cross the finish line is unknown. The dragster accelerates from rest at 26 m/s^2 for a quarter mile (0.250 mi). What is the final velocity of the dragster?

Strategy

The equation $v^2 = v_0^2 + 2a(d - d_0)$ is ideally suited to this task because it gives the velocity from acceleration and displacement, without involving the time.

Solution

1. Convert miles to meters.

$$(0.250 \text{ mi}) \times \frac{1609 \text{ m}}{1 \text{ mi}} = 402 \text{ m}$$

3.9

2. Identify the known values. We know that $v_0 = 0$ since the dragster starts from rest, and we know that the distance traveled, $d - d_0$ is 402 m. Finally, the acceleration is constant at $a = 26.0 \text{ m/s}^2$.
3. Insert the knowns into the equation $v^2 = v_0^2 + 2a(d - d_0)$ and solve for v .

$$v^2 = 0 + 2 \left(26.0 \frac{\text{m}}{\text{s}^2} \right) (402 \text{ m}) = 2.09 \times 10^4 \frac{\text{m}^2}{\text{s}^2}$$

3.10

Taking the square root gives us $v = \sqrt{2.09 \times 10^4 \frac{\text{m}^2}{\text{s}^2}} = 145 \frac{\text{m}}{\text{s}}$.

Discussion

145 m/s is about 522 km/hour or about 324 mi/h, but even this breakneck speed is short of the record for the quarter mile. Also, note that a square root has two values. We took the positive value because we know that the velocity must be in the same direction as the acceleration for the answer to make physical sense.

An examination of the equation $v^2 = v_0^2 + 2a(d - d_0)$ can produce further insights into the general relationships among physical quantities:

- The final velocity depends on the magnitude of the acceleration and the distance over which it applies.
- For a given acceleration, a car that is going twice as fast does not stop in twice the distance—it goes much further before it stops. This is why, for example, we have reduced speed zones near schools.

Practice Problems

6. Dragsters can reach a top speed of 145 m/s in only 4.45 s. Calculate the average acceleration for such a dragster.
 - a. -32.6 m/s^2
 - b. 0 m/s^2
 - c. 32.6 m/s^2
 - d. 145 m/s^2
7. An Olympic-class sprinter starts a race with an acceleration of 4.50 m/s^2 . Assuming she can maintain that acceleration, what is her speed 2.40 s later?
 - a. 4.50 m/s
 - b. 10.8 m/s
 - c. 19.6 m/s
 - d. 44.1 m/s

Constant Acceleration

In many cases, acceleration is not uniform because the force acting on the accelerating object is not constant over time. A situation that gives constant acceleration is the acceleration of falling objects. When air resistance is not a factor, all objects near Earth's surface fall with an acceleration of about 9.80 m/s^2 . Although this value decreases slightly with increasing altitude, it may be assumed to be essentially constant. The value of 9.80 m/s^2 is labeled g and is referred to as **acceleration due to gravity**. Gravity is the force that causes nonsupported objects to accelerate downward—or, more precisely, toward the center of Earth. The magnitude of this force is called the weight of the object and is given by mg where m is the mass of the object (in kg). In places other than on Earth, such as the Moon or on other planets, g is not 9.80 m/s^2 , but takes on other values. When using g for the acceleration a in a kinematic equation, it is usually given a negative sign because the acceleration due to gravity is downward.

WORK IN PHYSICS

Effects of Rapid Acceleration

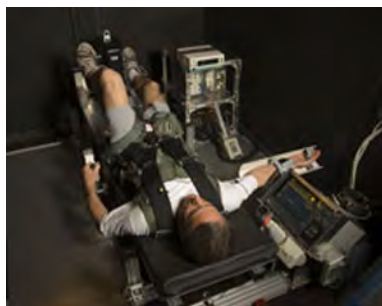


Figure 3.11 Astronauts train using G Force Simulators. (NASA)

When in a vehicle that accelerates rapidly, you experience a force on your entire body that accelerates your body. You feel this force in automobiles and slightly more on amusement park rides. For example, when you ride in a car that turns, the car applies a force on your body to make you accelerate in the direction in which the car is turning. If enough force is applied, you will accelerate at 9.80 m/s^2 . This is the same as the acceleration due to gravity, so this force is called one G.

One G is the force required to accelerate an object at the acceleration due to gravity at Earth's surface. Thus, one G for a paper cup is much less than one G for an elephant, because the elephant is much more massive and requires a greater force to make it accelerate at 9.80 m/s^2 . For a person, a G of about 4 is so strong that his or her face will distort as the bones accelerate forward through the loose flesh. Other symptoms at extremely high Gs include changes in vision, loss of consciousness, and even death. The space shuttle produces about 3 Gs during takeoff and reentry. Some roller coasters and dragsters produce forces of around 4 Gs for their occupants. A fighter jet can produce up to 12 Gs during a sharp turn.

Astronauts and fighter pilots must undergo G-force training in simulators. [The video \(https://www.youtube.com/watch?v=n-8QHOUWECU\)](https://www.youtube.com/watch?v=n-8QHOUWECU) shows the experience of several people undergoing this training.

People, such as astronauts, who work with G forces must also be trained to experience zero G—also called free fall or weightlessness—which can cause queasiness. NASA has an aircraft that allows its occupants to experience about 25 s of free fall. The aircraft is nicknamed the *Vomit Comet*.

GRASP CHECK

A common way to describe acceleration is to express it in multiples of g , Earth's gravitational acceleration. If a dragster accelerates at a rate of 39.2 m/s^2 , how many g 's does the driver experience?

- 1.5 g
- 4.0 g
- 10.5 g
- 24.5 g

WORKED EXAMPLE

Falling Objects

A person standing on the edge of a high cliff throws a rock straight up with an initial velocity v_0 of 13 m/s.

(a) Calculate the position and velocity of the rock at 1.00, 2.00, and 3.00 seconds after it is thrown. Ignore the effect of air resistance.

Strategy

Sketch the initial velocity and acceleration vectors and the axes.

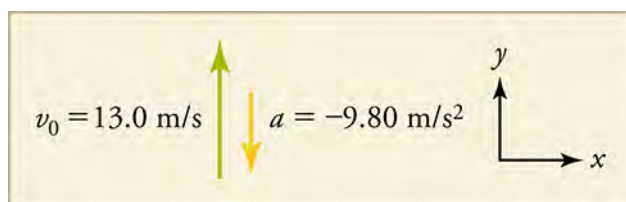


Figure 3.12 Initial conditions for rock thrown straight up.

List the knowns: time $t = 1.00$ s, 2.00 s, and 3.00 s; initial velocity $v_0 = 13$ m/s; acceleration $a = g = -9.80$ m/s²; and position $y_0 = 0$ m

List the unknowns: y_1 , y_2 , and y_3 ; v_1 , v_2 , and v_3 —where 1, 2, 3 refer to times 1.00 s, 2.00 s, and 3.00 s

Choose the equations.

$$d = d_0 + v_0 t + \frac{1}{2} a t^2 \text{ becomes } y = y_0 + v_0 t - \frac{1}{2} g t^2$$

3.11

$$v = v_0 + a t \text{ becomes } v = v_0 + -g t$$

3.12

These equations describe the unknowns in terms of knowns only.

Solution

$$y_1 = 0 + (13.0 \text{ m/s})(1.00 \text{ s}) + \frac{(-9.80 \text{ m/s}^2)(1.00 \text{ s})^2}{2} = 8.10 \text{ m}$$

$$y_2 = 0 + (13.0 \text{ m/s})(2.00 \text{ s}) + \frac{(-9.80 \text{ m/s}^2)(2.00 \text{ s})^2}{2} = 6.40 \text{ m}$$

$$y_3 = 0 + (13.0 \text{ m/s})(3.00 \text{ s}) + \frac{(-9.80 \text{ m/s}^2)(3.00 \text{ s})^2}{2} = -5.10 \text{ m}$$

$$v_1 = 13.0 \text{ m/s} + (-9.80 \text{ m/s}^2)(1.00 \text{ s}) = 3.20 \text{ m/s}$$

$$v_2 = 13.0 \text{ m/s} + (-9.80 \text{ m/s}^2)(2.00 \text{ s}) = -6.60 \text{ m/s}$$

$$v_3 = 13.0 \text{ m/s} + (-9.80 \text{ m/s}^2)(3.00 \text{ s}) = -16.4 \text{ m/s}$$

Discussion

The first two positive values for y show that the rock is still above the edge of the cliff, and the third negative y value shows that it has passed the starting point and is below the cliff. Remember that we set *up* to be positive. Any position with a positive value is above the cliff, and any velocity with a positive value is an upward velocity. The first value for v is positive, so the rock is still on the way up. The second and third values for v are negative, so the rock is on its way down.

(b) Make graphs of position versus time, velocity versus time, and acceleration versus time. Use increments of 0.5 s in your graphs.

Strategy

Time is customarily plotted on the x -axis because it is the independent variable. Position versus time will not be linear, so calculate points for 0.50 s, 1.50 s, and 2.50 s. This will give a curve closer to the true, smooth shape.

Solution

The three graphs are shown in [Figure 3.13](#).

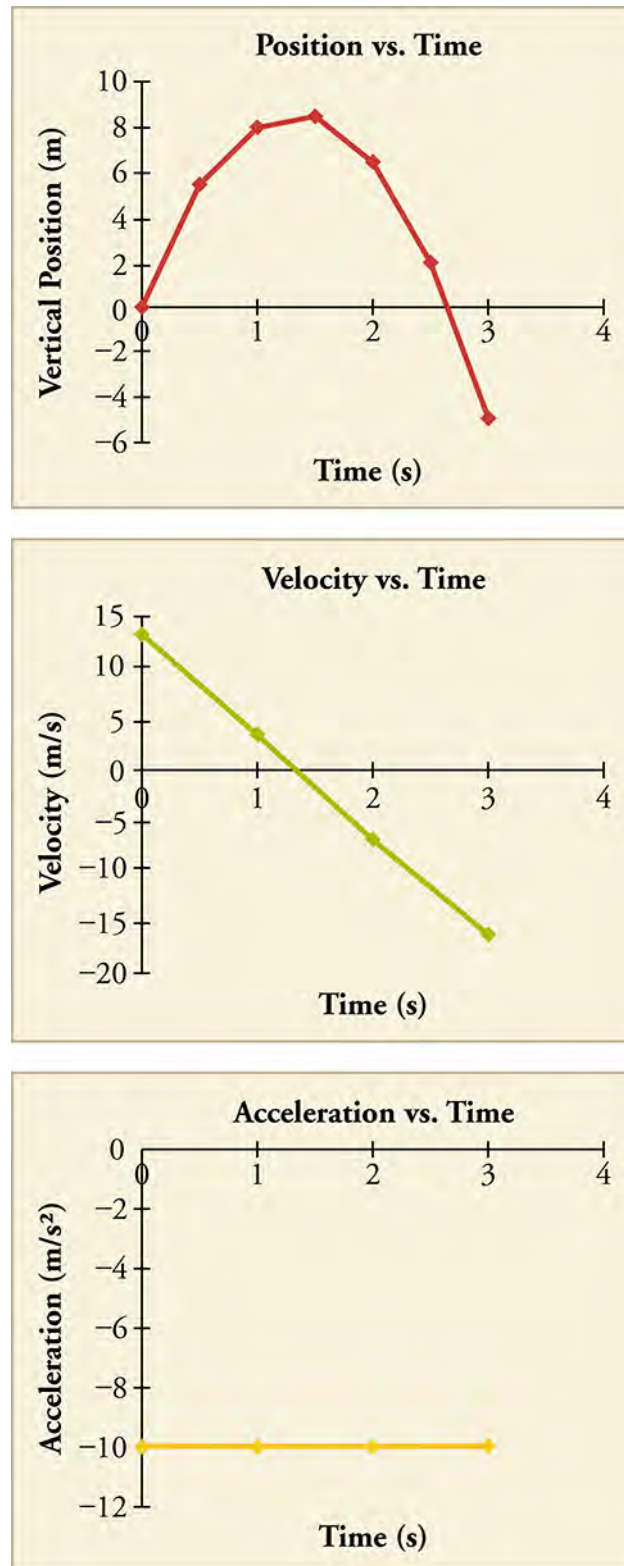


Figure 3.13

Discussion

- y vs. t does *not* represent the two-dimensional parabolic path of a trajectory. The path of the rock is straight up and straight down. The slope of a line tangent to the curve at any point on the curve equals the velocity at that point—i.e., the instantaneous velocity.

- Note that the v vs. t line crosses the vertical axis at the initial velocity and crosses the horizontal axis at the time when the rock changes direction and begins to fall back to Earth. This plot is linear because acceleration is constant.
 - The a vs. t plot also shows that acceleration is constant; that is, it does not change with time.
-

Practice Problems

8. A cliff diver pushes off horizontally from a cliff and lands in the ocean 2.00 s later. How fast was he going when he entered the water?
 - a. 0 m/s
 - b. 19.0 m/s
 - c. 19.6 m/s
 - d. 20.0 m/s
9. A girl drops a pebble from a high cliff into a lake far below. She sees the splash of the pebble hitting the water 2.00 s later. How fast was the pebble going when it hit the water?
 - a. 9.80 m/s
 - b. 10.0 m/s
 - c. 19.6 m/s
 - d. 20.0 m/s

Check Your Understanding

10. Identify the four variables found in the kinematic equations.
 - a. Displacement, Force, Mass, and Time
 - b. Acceleration, Displacement, Time, and Velocity
 - c. Final Velocity, Force, Initial Velocity, and Mass
 - d. Acceleration, Final Velocity, Force, and Initial Velocity
11. Which of the following steps is always required to solve a kinematics problem?
 - a. Find the force acting on the body.
 - b. Find the acceleration of a body.
 - c. Find the initial velocity of a body.
 - d. Find a suitable kinematic equation and then solve for the unknown quantity.
12. Which of the following provides a correct answer for a problem that can be solved using the kinematic equations?
 - a. A body starts from rest and accelerates at 4 m/s^2 for 2 s. The body's final velocity is 8 m/s.
 - b. A body starts from rest and accelerates at 4 m/s^2 for 2 s. The body's final velocity is 16 m/s.
 - c. A body with a mass of 2 kg is acted upon by a force of 4 N. The acceleration of the body is 2 m/s^2 .
 - d. A body with a mass of 2 kg is acted upon by a force of 4 N. The acceleration of the body is 0.5 m/s^2 .